

Inspiring World-Class Education, Training and Research that Transforms Healthcare Delivery



Tampa ■ Florida ■ USA



Embarking on a bold initiative to improve healthcare delivery through the most advanced tools, medical education and training. The new Center for Advanced Medical Learning and Simulation (CAMLS) in Tampa, Florida seeks to elevate the quality, safety and efficiency in healthcare. By employing simulation technology, medical science, aviation science, interprofessional education, team training and best practices, this ambitious goal will be achieved.

The catalyst for this transformation is the CAMLS facility, a 90,000 square foot complex where human and technological elements are assembled under one roof for learning and innovation across all healthcare professions.

CAMLS is a one-of-a-kind facility!



CAMLS Menu of Services

- Health technology development & commercialization
- Interprofessional teamwork curricula design
- High-fidelity human patient simulators
- Use of standardized patients
- Hands-on surgical skills labs
- Telecasting of live surgery
- Competency assessment
- Robotic surgical training
- Microsurgery training
- 64-slice CT scanner
- On-site tissue bank
- Classroom space
- On-site vivarium
- All aspects of meeting logistics: transportation, hotel, catering, AV, speaker confirmation and promotional pieces
- Simulated military medical scenarios and environments
- Accredited by ACCME, ANCC, ACPE, CHES and others
- Training of new skills and procedures
- Gap analysis & needs assessment
- Research and innovation
- Individual remediation
- Outcomes evaluation

CAMLS Core Components

- The Surgical and Interventional Training Center, where surgeons and residents simulate and practice procedures using state-of-the-art technologies
- Trauma room, where clinical teams practice the care of seriously injured patients
- Hybrid catheterization and operating room suite, where clinical teams practice the latest procedures using new technologies, in a less invasive environment
- Robotic surgery suites, where surgeons perfect their skills and practice non-invasive techniques
- The Educational Center, where best practices are explored using multi-media and internet technology
- The Virtual Patient Care Center, where individuals and teams are able to assess and practice their clinical, communication and team skills
- Clinical teams learn and simulate industry best practices in efficiency and process improvement
- Tampa Bay Research and Innovation Center, where innovators develop better and safer noninvasive devices, procedures, and instruments for patient care

Surgical & Interventional Training Center

The SITC features large-scale facilities for tissue and animate exercises and is an ACS-Accredited Education Institute.

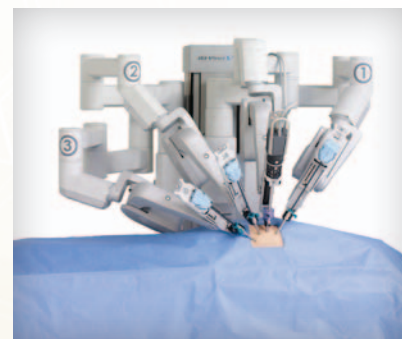
- Surgical Skills Labs (SSL)
 - One 21 station SSL
 - Two 7 station SSL, which can be combined
- Each station is fully boomed with complete anesthetic and operating capability for all specialties, to include surgical instrumentation, and is supported by on-site:
 - Tissue bank
 - Accredited vivarium
 - Washer and sterilizer
- 11 operating microscopes
- 6 C-arm fluoroscopes
- Hybrid (interventional combined with open surgical procedures) operating room
- Trauma operating room
- Ability to change conditions in sight, sound and temperature to simulate different operating environments
- Robotics suite with two da Vinci™ robots (S and Si)
- Synthetic cadaver
- 64-slice CT scanner
- Two adjoining classrooms, seating 36 and 21 (classroom style)
- A-V Capabilities at each station



Photo provided by Stryker

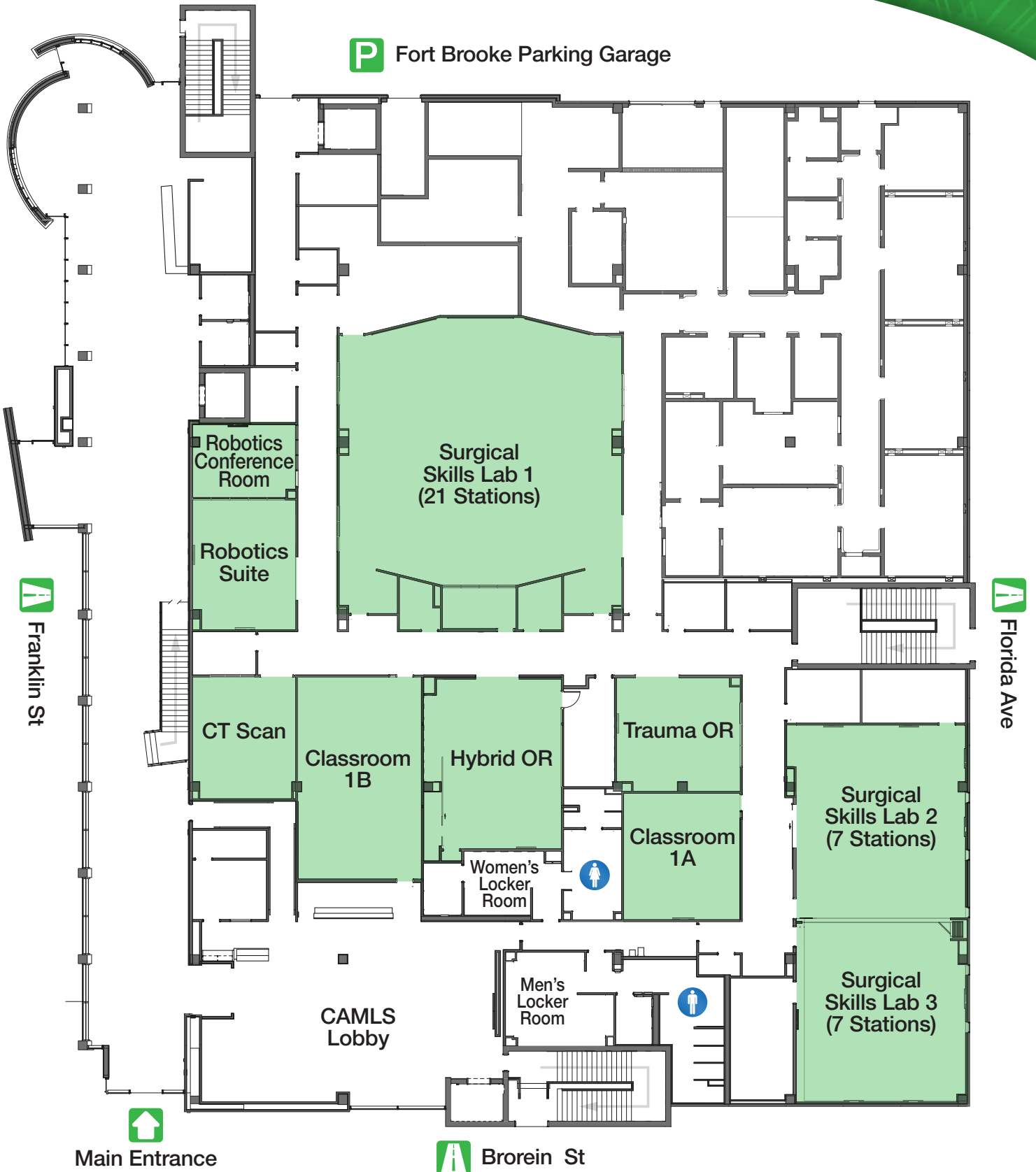
Room Name	Area (sq ft)	Dimensions (l x w x h)	Theater	Classroom
Classroom 1A	506	37' x 23' x 10'	56	21
Classroom 1B	857	21' x 24' x 10'	95	36
Robotics Conference Room	255	12' X 20' x 10'	(10 Fixed - Board Room)	

Room Name	Area (sq ft)	Dimensions (l x w x h)
Surgical Skills Lab 1 (21 stations)	2,428	49' x 20' x 11'
Surgical Skills Lab 2 (7 stations)*	1,158	32' x 32' x 11'
Surgical Skills Lab 3 (7 stations)*	1,037	36' x 32' x 11'
CT Scan	425	49' x 20' x 11'
Robotics Suite	454	22' x 20' x 10'
Hybrid OR	749	30' x 25' x 10'
Trauma OR	469	21' x 22' x 10'



*Can combine for one 14 station surgical skills lab

[G R O U N D F L O O R]



Education Center

The EC promotes education through interactive conferencing capabilities.

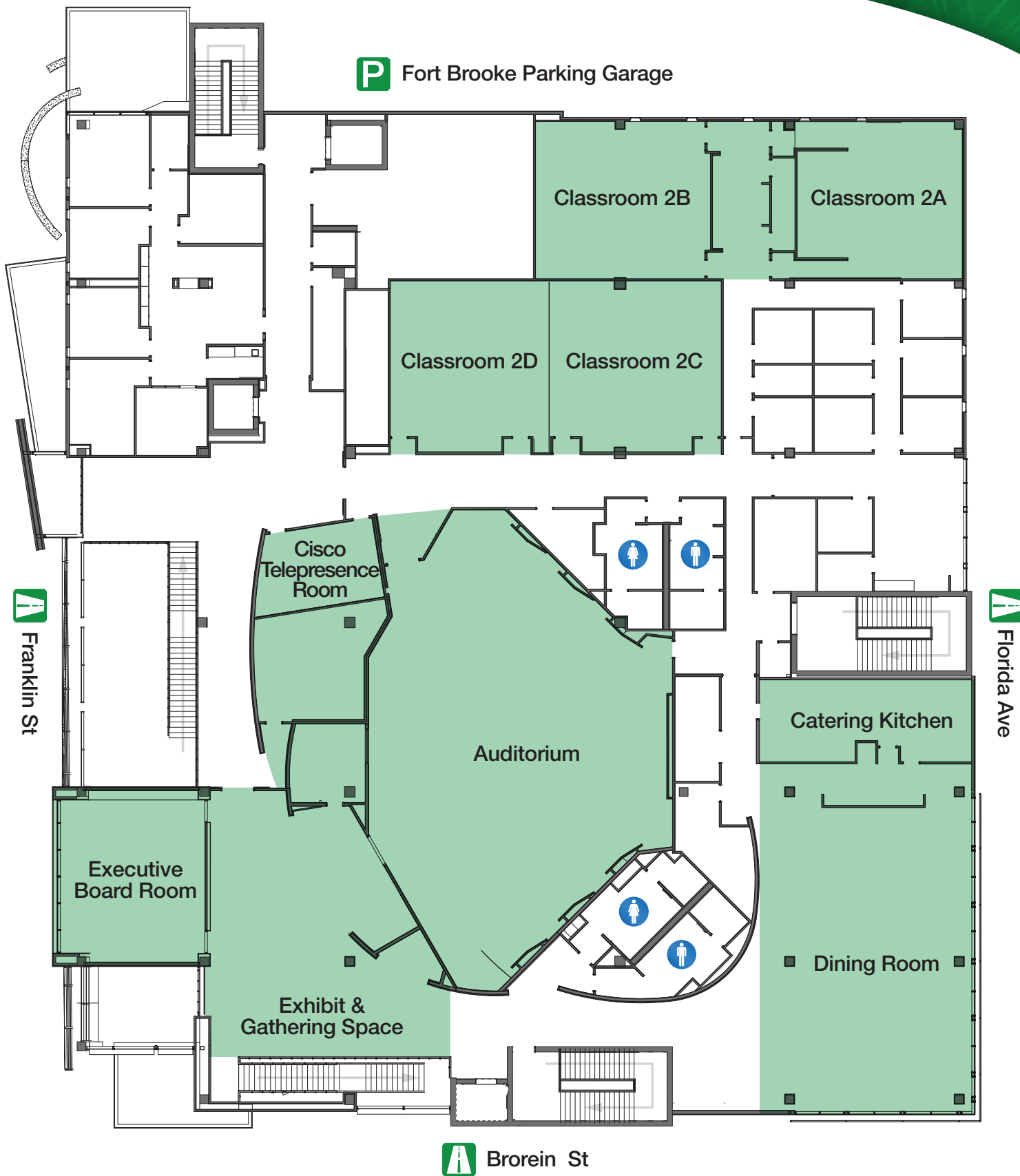
- 200-person, semicircular, tiered auditorium, hard-wired for satellite video-conferencing, audience response system, digital recording and high-speed internet access with Wi-Fi and direct connection capabilities
- 3 adjacent 50-seat classrooms
 - Can expand to 100-seats (theater style)
 - Flexible seating in three classrooms
- Amphitheater-style, tiered fixed classroom (seating 45)
- Cisco TelePresence high resolution conference room (seating 10)
- Executive board room (seating 38)
- Break-out space for social networking
- Dining space for 250
- Catering kitchen
- Exhibit space
- Built-in Registration area
- Meeting planner office



Photo of USF Medical Auditorium for marketing representation only

Room Name	Area (sq ft)	Dimensions (l x w x h)	Theater	Classroom
Cisco Telepresence Room	343	15' x 23' x 11'	(10 Fixed - Board Room)	
Executive Board Room	890	31' x 28' x 10'	(38 Fixed - Board Room)	
Dining Room	3,074	75' x 41' x 11'	340	
Catering Kitchen	587	14' x 41' x 8'		
Auditorium	3,662	66' x 56' x 12'		200 (Fixed)
Classroom 2A	965	29' x 31' x 11'6"		45 (Fixed)
Classroom 2B	965	29' x 33' x 10'	50	40
Classroom 2C	1,010	32' x 32' x 10'	50	40
Classroom 2D	932	32' x 30' x 10'	50	32

[SECOND FLOOR]



Virtual Patient Care Center

The VPCC leverages simulation technology that assists health professionals to improve their clinical skills in a risk-free environment, accredited by The Society for Simulation in Healthcare.

- Expertise in simulation-based curriculum development
- 6 standardized patient exam rooms
- 5 large team training rooms
- 3 debriefing rooms
- 8 individual training rooms (partial task and virtual trainers)
- Virtual outpatient and inpatient pharmacies
- Audiovisual recording of simulated exercises for debriefing
- Partial task trainers in airway, central line placement, lumbar puncture, trauma resuscitation and diagnostic ultrasound
- Surgical simulators for endoscopic, laparoscopic, interventional vascular, urologic and gynecologic procedures



- High-fidelity human patient (adult, pediatric, and neonatal), combat casualty and birthing simulators
- Standardized patients
- Computer lab
- Expert debriefers
- Customized training of interprofessional teams

Room Name	Area (sq ft)	Dimensions (l x w x h)	Theater	Classroom
Debrief 1	316	15' x 21' x 9'	35	12
Debrief 2	382	15' x 25' x 9'	42	12
Debrief 3	430	29' x 15' x 9'	48	16

Room Name	Area (sq ft)	Dimensions (l x w x h)
Team Training 1	291	14' x 21' x 9'
Team Training 2	276	18' x 15' x 9'
Team Training 3	273	18' x 15' x 9'
Team Training 4	283	18' x 15' x 9'
Team Training 5	360	18' x 15' x 9'
Individual Training 1	210	15' x 14' x 9'
Individual Training 2	147	10' x 14' x 9'
Individual Training 3	141	10' x 14' x 9'
Individual Training 4	140	10' x 14' x 9'
Individual Training 5*	138	10' x 14' x 9'
Individual Training 6*	140	10' x 14' x 9'
Individual Training 7	139	10' x 14' x 9'
Individual Training 8	169	12' x 10' x 9'
Exam Room 1-6	127	9' x 13' x 9'
In-Patient Pharmacy	419	18' x 23' x 10'
Retail Pharmacy	254	19' x 23' x 10'
Computer Training Room	249	17' x 14' x 10'
Patient Lounge	145	11' x 14' x 9'



*A-V Recording Available In Individual Training Rooms 5 and 6

[T H I R D F L O O R]

P Fort Brooke Parking Garage

Tampa Bay Research & Innovation Center



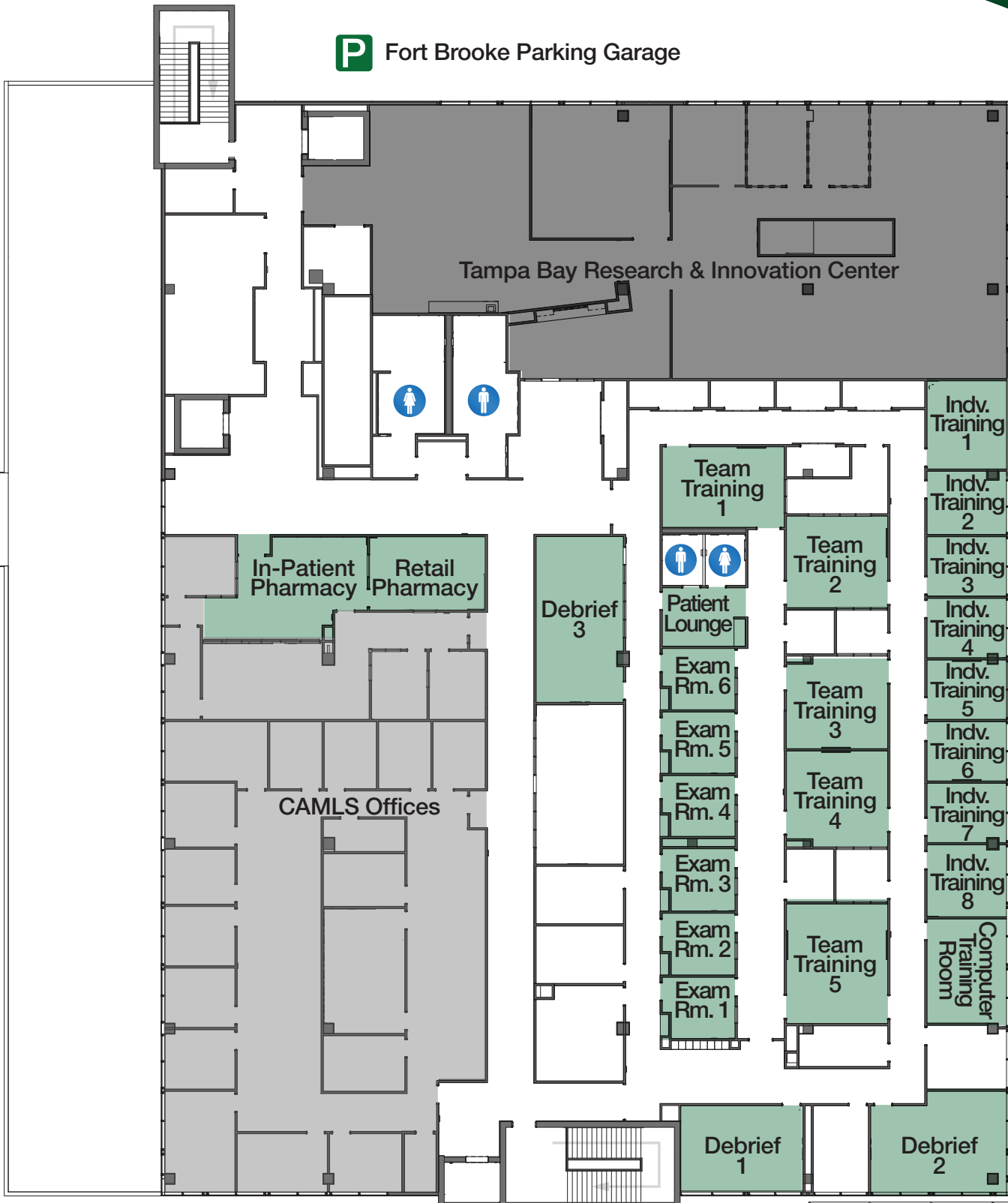
Franklin St



Florida Ave



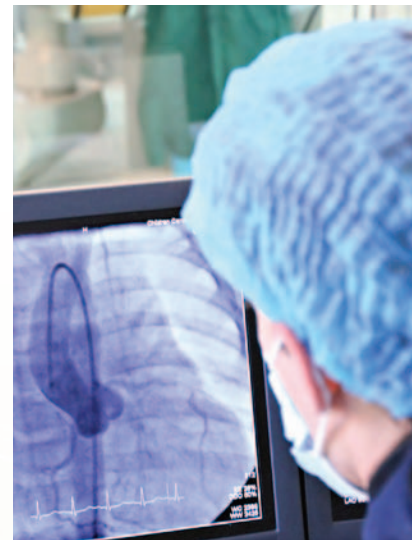
Brorein St



Tampa Bay Research & Innovation Center

TBRIC brings together medical faculty, engineers, computer scientists, management experts and industry partners to address important challenges.

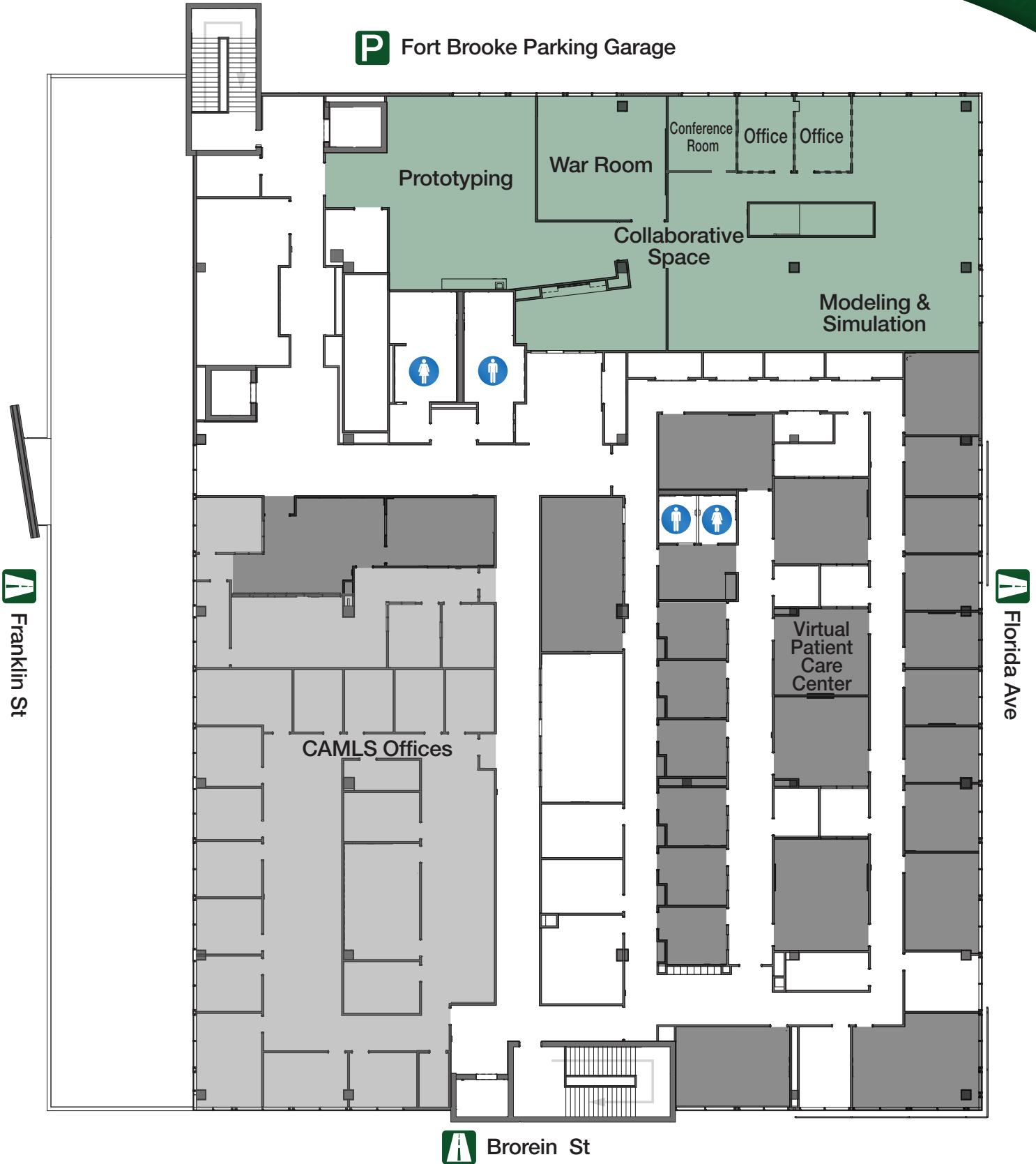
- Engineering development of advanced medical technologies, devices and simulators, with capabilities in computer-aided design and analysis, 3D printing and rapid prototyping, computer numerical controlled machining, electronics fabrication, and system integration and testing
- Medical device accelerator program and health technology assessment services, to enhance efficient and cost-effective development and commercialization of innovative medical technologies and products
- Modeling and simulation to generate advanced anatomical and analytical models, medical device and tissue factor analysis, development of innovative medical training systems and outcomes assessment
- Medical systems engineering to evaluate the effectiveness of medical technologies and devices, healthcare systems, and medical and surgical training programs, to improve delivery of effective and efficient healthcare
- Human factor analysis of medical technologies and devices, and the simulated medical training environment, to improve the safety and efficiency of medical care
- Innovative medical and surgical education curriculum design, utilizing advanced simulators and high-tech assessment tools to assess skills accurately and improve outcomes



Room Name	Area (sq ft)	Dimensions (l x w x h)
Prototyping	1,269	36' x 35' x 10'
War Room	546	23' x 24' x 10'
Modeling & Simulation	1,474	25' x 58' x 10'
Conference Room	175	13' x 13' x 10'
Collaborative Space	259	18' x 14' x 10'

[T H I R D F L O O R]

P Fort Brooke Parking Garage



A Franklin St

A Florida Ave

A Brorein St

CAMLS Meeting Planning & Catering Services

Allow the staff of CAMLS to help you plan your meeting.

■ CAMLS catering

Options are available, from a box lunch to a gourmet meal. Our staff can help you design the meal you desire within your budget.

■ CAMLS meeting planning services are tailored to your needs

Our services are tailored to your needs and the level of attention you require. Let us know how much support you want, and we will respond appropriately while exceeding your expectations.

To learn how you can participate and schedule a meeting, event or training at CAMLS, please contact us: (813) 974-7420 or camls@health.usf.edu

Surround yourself with city

Tampa invites you to explore its rich culture and unique history. As the largest urban center on Florida's west coast, Tampa offers a diverse array of amenities to meet the needs and desires of any traveler. From art museums to professional sports, CAMLS' downtown Tampa location adds to the convenience of accessibility to every visit.

■ The hotels are within walking distance

Tampa's finest downtown hotels are situated from one to seven blocks from CAMLS. Your meeting can focus on meeting rather than transporting. Your guests can enjoy rest and relaxation nearby.

■ Area restaurants are tantalizing

Even when you're changing the world, it's important to make time for a few memorable dining experiences. Tampa's nearby restaurant icons are diverse.

■ Nearby attractions

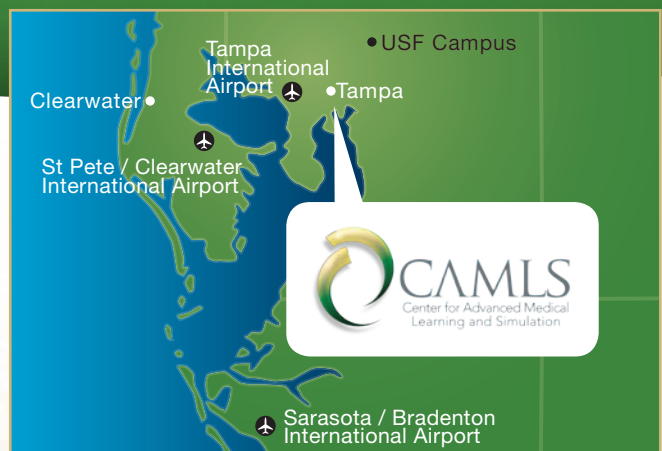
Finding something interesting and enjoyable to do in Tampa Bay is really the easiest part. World class museums, famous beaches, fast-paced professional sports, and urban sophistication surround our downtown Tampa location. The hardest part for you will be choosing what to do first, but even that can be fun.

■ Area transportation and parking is accessible

The CAMLS location was selected for its convenient access. Within 15 minutes of Tampa International Airport and five minutes of well-planned interstate access, visitors can get in, out and about with minimal time and effort. CAMLS is surrounded by many public and private parking options, including valet parking.

■ The directions are easy

- From the North
Take I-275 South, Take Exit 44 toward Downtown-West, Merge onto N. Ashley Dr., Turn Left onto E. Whiting St., Turn Right onto Franklin St.
- From the West (Pinellas County / Tampa International Airport)
Take I-275 North, Take Exit 44 toward Downtown-East/West, Take the Ashley ramp toward Downtown-West/Tampa St., Merge onto N. Ashley Dr., Turn Left onto E. Whiting St., Turn Right onto Franklin St.
- From the East (Brandon)
Take the Crosstown Expressway Toll exit west toward Tampa/Port Tampa, Merge onto Crosstown Expy/FL-618 W., Take Exit 7 toward Downtown-West, Turn Right onto S Morgan St., Turn Left onto E Whiting St., Turn Left onto Franklin St.
- From I-4 (Orlando)
Take I-4 West, Keep left at fork toward N Tampa St, Take exit 45A toward Downtown-West, Merge onto N Tampa St, Turn left onto E Whiting St., Turn Right onto Franklin St.



- From the South
Take I-75 North toward I-4, Take I-4 West, Keep left at fork toward N Tampa St, Take exit 45A toward Downtown-West, Merge onto N Tampa St, Turn left onto E Whiting St., Turn Right onto Franklin St.



CAMLS

Center for Advanced Medical
Learning and Simulation

102 South Franklin Street
Tampa, Florida 33602
(813) 974-7420

www.camls-us.org